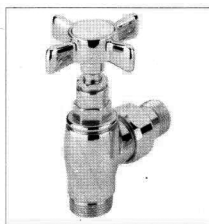


VALVOLE MANUALE MANUAL VALVES



Valvola manuale con attacco per tubo rame, plastica o ferro.

Caratteristiche tecniche

Max pressione statica di esercizio: 10 bar
Max temperatura : 110°C

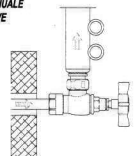
Manual valve with connections for copper, plastic and iron pipe.

Operating features

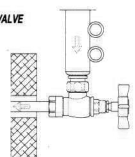
Max static operating pressure: 10 bar
Max operating temperature: 110°C

DIREZIONE DEL FLUSSO / FLOW DIRECTION

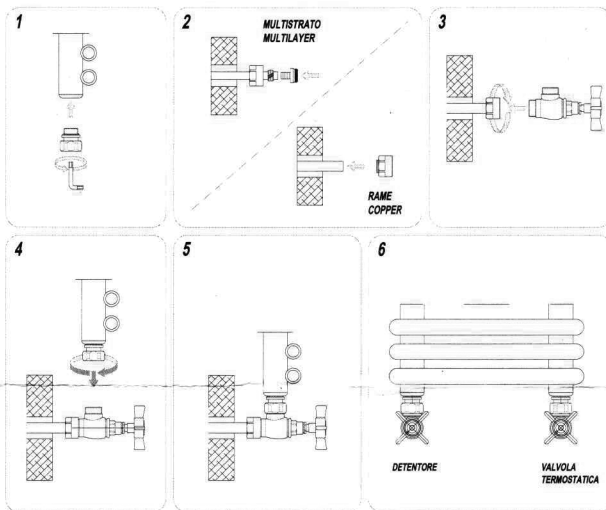
VALVOLA MANUALE
MANUAL VALVE



DETTENTORE
LOCKSHIELD VALVE




INSTALLAZIONE INSTALLATIONS




REGOLAZIONE VALVOLA MANUALE / MANUAL VALVE REGULATION

VALVOLA MANUALE
MANUAL VALVE

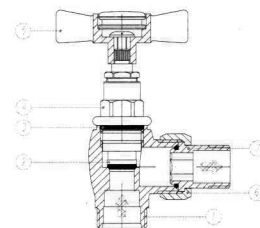


DETTENTORE
LOCKSHIELD VALVE



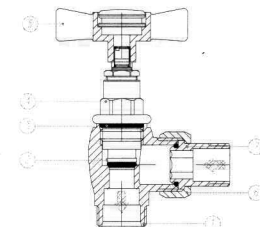
SEZIONE CROSS SECTION

VALVOLE MANUALE / MANUAL VALVE



1. Corpo valvola / Valve body
2. Otturatore / Shut off spindle
3. O-Ring
4. Vitone manuale / Manual handlework
5. Manopola / Handle
6. Calotta / Union nut
7. Bocchettone / Tailpiece

DETTENTORE / LOCKSHIELD VALVE



1. Corpo valvola / Valve body
2. Otturatore / Shut off spindle
3. O-Ring
4. Vitone detentore / Lockshield headwork
5. Manopola / Handle
6. Calotta / Union nut
7. Bocchettone / Tailpiece